

OneTouch® Ping® Quick Reference Sheet

Using the Insulin Pump



Deliver a Bolus using ezBG.

- From the Home screen, select "Menu."

Press **OK**

2:27 PM
Basal Rate 0.025U/Hr Insulin: 105U
Status Menu
- From the MAIN MENU, select "Bolus."

Press **OK**

MAIN MENU
Bolus
Suspend/Resum
History
Basal
Setup
Prime/Rewind
Status
Home
- From the BOLUS MENU, scroll to "ezBG."

Press **OK**

BOLUS MENU
Normal
ezCarb
ezBG
Combo Bolus
Reminders
Main Menu
- Use **▲/▼** to enter BG value. Press **OK**

ezBG
Actual mg/dL 251
Target - 120
ISF = + 131
50 mg/dL
Show Result
Main Menu
- Press **OK** to confirm.

Alert
HIGH BG
Treat high BG.
Check site.
Check ketones.
Monitor BG.
Confirm
- Press **OK**

ezBG
Actual mg/dL 251
Target - 120
ISF = + 131
50 mg/dL
Show Result
Main Menu
- Use **▲/▼** to enter the suggested bolus amount.

Press **OK**

ezBG Total
BG + 2.62U
IOB - 1.00U
Total = 1.60U
0.00U
Go
Main Menu
- Press **OK** to deliver bolus.

ezBG Total
BG + 2.62U
IOB - 1.00U
Total = 1.60U
1.60U
Go
Main Menu

Deliver a Bolus using ezCarb.

- From the Home screen, select "Menu."

Press **OK**

2:27 PM
Basal Rate 0.025U/Hr Insulin: 105U
Status Menu
- From the MAIN MENU, select "Bolus."

Press **OK**

MAIN MENU
Bolus
Suspend/Resum
History
Basal
Setup
Prime/Rewind
Status
Home
- From the BOLUS MENU, scroll to "ezCarb."

Press **OK**

BOLUS MENU
Normal
ezCarb
ezBG
Combo Bolus
Reminders
Main Menu
- Use **▲/▼** to enter the total number of carbs to be eaten. Press **OK**

ezCarb Home
Carbs: 34g
I:C 1U: 15g
Add BG
Show Result
Main Menu
- Press **OK**

ezCarb Home
Carbs: 34g
I:C 1U: 15g
Add BG
Show Result
Main Menu
- If not entering a BG value, select "Show Result" and go to step 8.

ezCarb Home
Carbs: 34g
I:C 1U: 15g
Add BG
Show Result
Main Menu
- Use **▲/▼** to enter BG value.

Press **OK**

BG CORRECT
Actual mg/dL 220
Target - 120
= + 100
ISF 50 mg/dL
Show Result
Main Menu
- Use **▲/▼** to enter the suggested bolus amount.

Press **OK**

BG CORRECT
Actual mg/dL 220
Target - 120
= + 100
ISF 50 mg/dL
Show Result
Main Menu
- Press **OK** to deliver bolus.

Bolus Total
Carb 2.26U
BG + 2.00U
IOB - 1.00U
Total = 3.25U
3.25U
Go
Type Normal
Main Menu
- Press **OK** (BG Reminder may not be activated.)

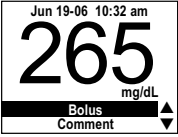
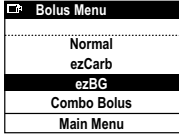
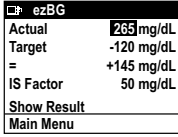
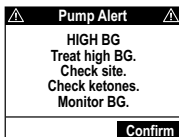
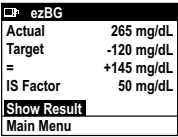
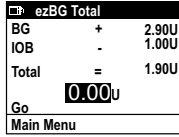
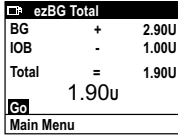
BG Reminder
Check BG in 2 Hr
Confirm

OneTouch® Ping® Quick Reference Sheet

Using the Meter Remote



Deliver a Bolus using ezBG.

1.  After a BG test from the results screen, select "Bolus." Press **OK**.
2.  From the Bolus Menu, select "ezBG". Press **OK**.
3.  Press **OK** to confirm BG value.
4.  Press **OK** to confirm.
5.  Press **OK**.
6.  Use **↓** to enter the suggested bolus amount. Press **OK**.
7.  Press **OK** to deliver bolus.

Deliver a Bolus using ezCarb.

1.  After a BG test from the results screen, select "Bolus." Press **OK**.
2.  From the Bolus Menu, select "ezCarb." Press **OK**.
3.  Use **↓** to enter the total number of carbs to be eaten. Press **OK**.
4.  Press **OK**. If not entering BG value, select "Show Result" and go to step 7.
5.  Press **OK** to confirm BG value.
6.  Press **OK**.
7.  Use **↓** to enter the suggested bolus amount. Press **OK**.
8.  Press **OK** to deliver bolus.
9.  Press **OK**. (BG Reminder may not be activated.)

Reference only. Please refer to the OneTouch® Ping® Owner's booklet for more information.